



Christmas

Puzzleteile



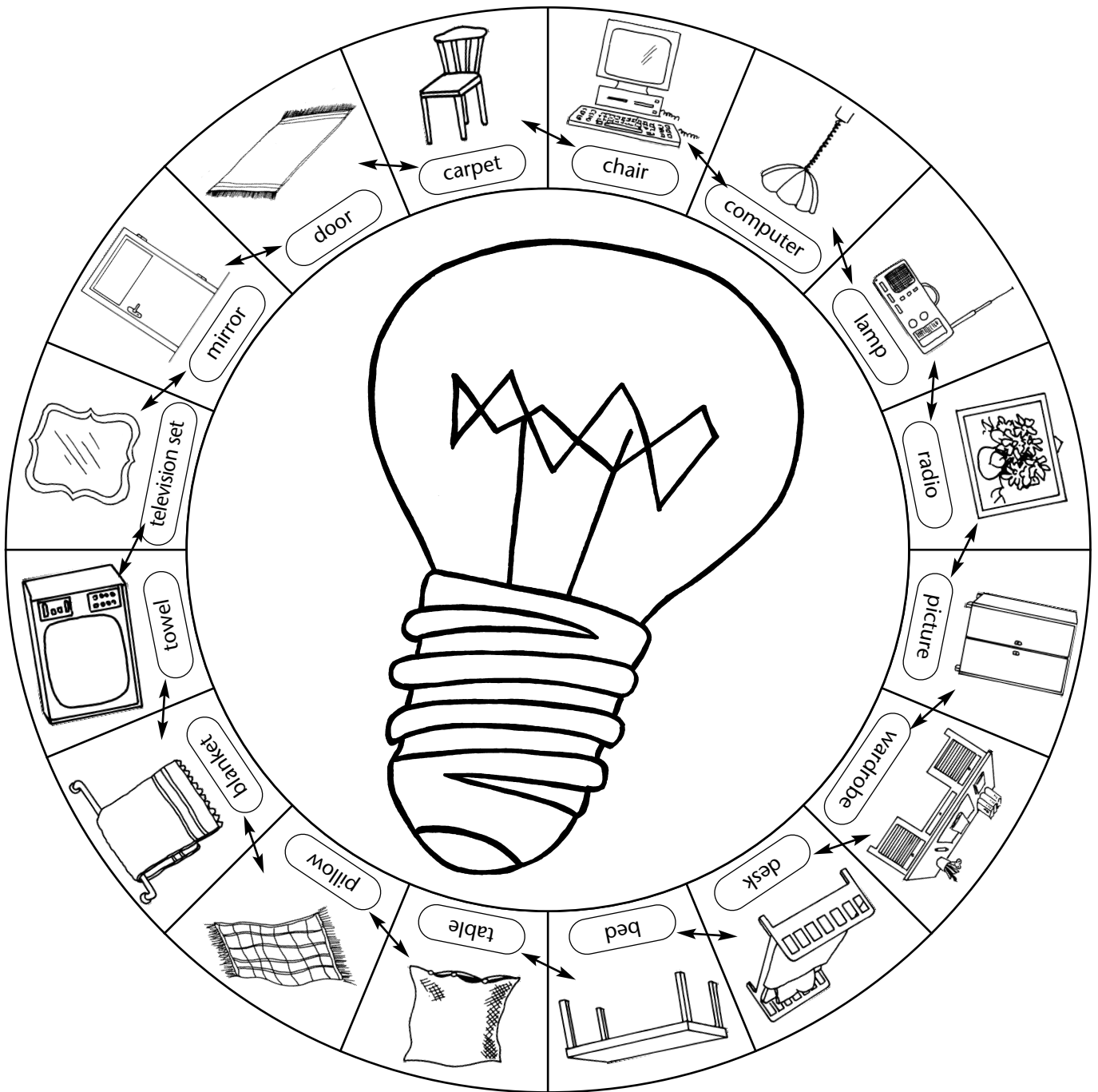
Spielplan





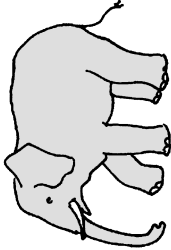



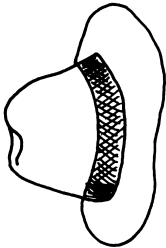

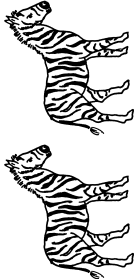

Spielregel:

- Puzzleteile ausschneiden.
- Jedem Bild im Spielplan das englische Wort zuordnen.
- Immer passendes Puzzleteil auf Spielplan auflegen.
- Kontrolle: Bild
- Tipp: Puzzleteile aufkleben und ausmalen.

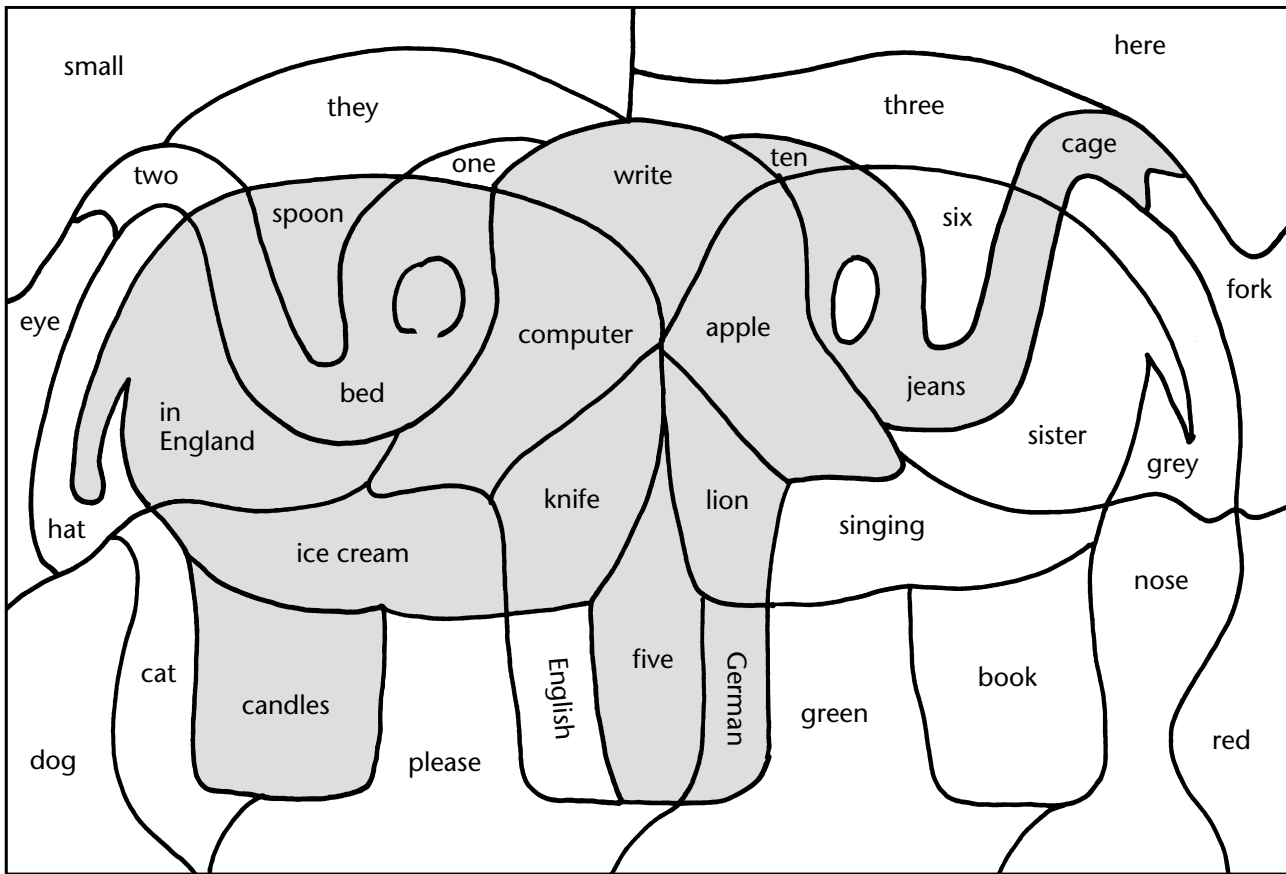
Lösungen:



Lösungen:

	<p>Look here, a black cat!</p>		<p>I can see apples on the tree.</p>
	<p>Look here, a grey elephant!</p>		<p>The children are at school.</p>
	<p>This is a cow.</p>		<p>The dog is in the garden.</p>
	<p>This is dad's hat.</p>		<p>I can see a ball under the table.</p>
	<p>These are two zebras.</p>		<p>I can see two mice on the floor.</p>

Lösungen:



- What can you do with a pencil? **write**
- They're blue and boys and girls wear them. **jeans**
- I cut with it. **knife**
- You sleep in it. **bed**
- You can learn, write and play with it. **computer**
- It comes from Africa and lives at the zoo and looks like a big yellow cat. **lion**
- How many fingers have you got? **ten**
- And how many fingers are on one hand? **five**
- It's green or yellow or red and it grows in our garden on a tree. **apple**
- It's cold and sweet and children like eating it. **ice cream**
- Are you English or German? **German**
- Where is London? **in England**
- Lora, the parrot sits in it. **cage**
- You eat your soup with it. **spoon**
- They are on your birthday cake and on the Christmas tree. **candles**