






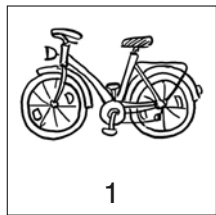


# Shops in town

## Task 1

Read the text. Then cut out the buildings below and write the name of the building on the back.

A post office sells stamps for letters and packets.  
 A church is a place where religious people go and pray.  
 A junior school is where young children learn to read and write.  
 In a supermarket you can buy lots of different things.  
 A chemist's shop sells medicine.  
 You buy shoes in a shoe shop, of course.  
 You can have a fast meal at a snack bar.  
 People go to a bookshop if they want to buy a book or a magazine.  
 A bike shop sells bikes and often repairs them, too.  
 A bakery sells bread, cakes, and hot pies.  
 If you are 18 or over you can buy and drink alcohol in a pub.  
 A butcher's shop sells meat: steaks, sausages, and meat pies.  
 Visitors to the town can rent a room at a hotel.




## Task 2 "Track 2"

Listen to the audio-CD carefully. Then listen again and stick the buildings onto the correct squares on the town map.

Town map

Around the town



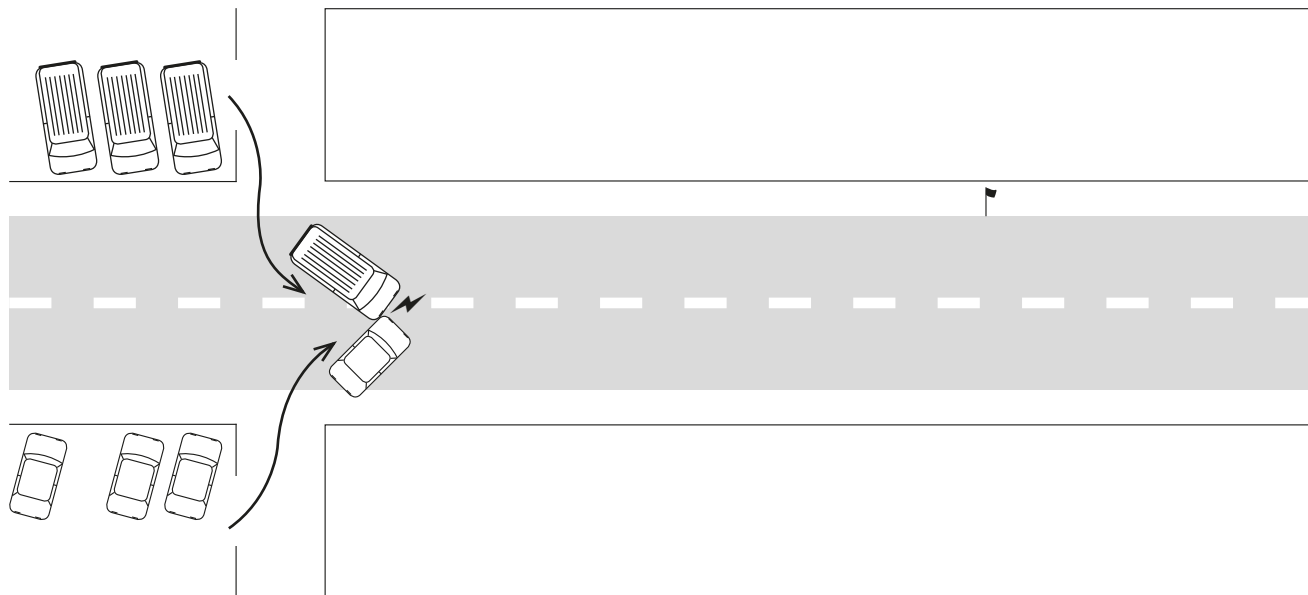
STATION ROAD

F	E	THE HIGH STREET	K	L
	D		J	
	C		I	
	B		H	
	A		G	

# An accident report

## Task 1 "Track 3"

Listen to the audio-CD carefully. Then complete this sketch of the accident and label it.



Around the town

## Task 2 "Track 3"

Listen again to the accident report and fill in the following form.

**ACCIDENT REPORT**

1. Name of the street or road: \_\_\_\_\_
2. Exact place of the accident: \_\_\_\_\_
3. Exact time of the accident: \_\_\_\_\_
4. Vehicle 1 – colour and type: \_\_\_\_\_
5. Vehicle 1 – registration number: \_\_\_\_\_
6. Vehicle 1 – name of driver: \_\_\_\_\_
7. Vehicle 2 – colour and type: \_\_\_\_\_
8. Vehicle 2 – registration number: \_\_\_\_\_
9. Vehicle 2 – name of driver: \_\_\_\_\_
10. Witness 1 – name, age, place: \_\_\_\_\_
11. Witness 2 – name, age, place: \_\_\_\_\_