

Kurz geübt & schnell kapiert

Englischheft

7. Klasse



Cornelsen

SCRIPTOR

Kurz geübt & schnell kapiert

Englischheft

7. Klasse


























Cornelsen

SCRIPTOR

Lernplan von _____

1	Seite	Wortarten: Adjektiv und Adverb	bearbeiten am	  	 
	4	Adverbien der Art und Weise			
	6	Adverbien: Komparativ und Superlativ			
2	Seite	Wortarten: Pronomen und Mengenangaben	bearbeiten am	  	 
	8	Possessivpronomen			
	10	Reflexivpronomen			
3	Seite	Wortarten: Das Verb	bearbeiten am	  	 
	12	Modale Hilfsverben			
	14	Das Gerundium			
	16	Das Gerundium als Subjekt und Objekt			
	18	Verben mit zwei Objekten			
4	Seite	Die Zeitformen des Verbs	bearbeiten am	  	 
	20	simple present / present progressive			
	22	simple present / present progressive / simple past			
	24	present perfect			
	26	will-future / going to-future			
	28	Vermischte Übungen			

Seite	Die Zeitformen des Verbs	bearbeiten am	  	 
38	present perfect progressive			
40	present perfect / present perfect progressive			
42	past progressive			
44	simple past / past progressive			
46	passive simple present			
48	passive simple past			
50	passive simple present / passive simple past			
Seite	Der Satz	bearbeiten am	  	 
52	Bedingungssätze: if-Sätze im simple present			
54	Bedingungssätze: if-Sätze im simple past			
56	Bedingungssätze: simple present / simple past			
58	Bestimmende Relativsätze			
60	Nicht bestimmende Relativsätze			
62	Vermischte Übungen			
29	Lösungen			

1. In "The Happy Snacks" the waiters talked *politely*.
2. The food came _____.
3. The customers sat _____.
4. The band played _____.
5. The waiters served the food _____.
6. The waiter wrote the menu _____ so it was easy to read.
7. There was a menu for children so they ate their food _____.



8. In "Mother's Kitchen" the waiters talked _____.
9. The food came _____.
10. The customers sat _____.
11. The band played _____.
12. The waiters served the food _____.
13. The waiter wrote the menu _____ so it was difficult to read.
14. There was nothing special on the menu for the children so they ate their food _____.

13



Gesamtpunktzahl

Adverbien: Komparativ und Superlativ

Adverbien mit zwei oder mehr Silben, also auch Adverbien, die auf *-ly* enden, werden mit **more** (*comparative*) und **most** (*superlative*) gesteigert, z. B.:
*She did her homework reluctantly**. *Her brother did it even **more** reluctantly.*
*They do their maths homework **most** reluctantly.*

Adverbien, die dieselbe Form haben wie das Adjektiv, also auch alle ein-silbigen Adverbien, werden mit **-er** bzw. **-est** gesteigert, z. B.:
*Jamie speaks fast. Sarah speaks **faster** than Jamie. Ben speaks **fastest**.*

Early/earlier/earliest ist das einzige Adverb mit der Endung *-ly*, das nicht mit *more* bzw. *most* gesteigert wird. Warum?
Weil Adjektiv und Adverb die gleiche Form haben: *early*.

* *reluctantly* = widerwillig

- 1 Write down the names of the countries next to their flags.
Do you know which languages are spoken in these countries?
Write them down next to the names.

Tipp: Denke daran, dass Ländernamen, Nationalitäten und Sprachen im Englischen immer großgeschrieben werden.



country

language

1. *Great Britain* _____

English _____



2. _____



3. _____



4. _____



5. _____



6. _____



7. _____



8. _____

14



2 Write sentences using the words given. You have to use the comparative adverb form.

1. German drivers / to drive / aggressively / than Swedish drivers.

German drivers drive more aggressively than Swedish drivers.

2. French trains / to go / fast / than Italian trains.

3. The English / to look after their gardens / carefully / than the French.

4. Most French people / to eat / exquisitely / than the English.

5. The Italians / to relax / easily / than the Swiss.

6. Japanese people / to speak / quietly / than Italians.

7. Germans / to talk / slowly / than the French.

6




Gesamtpunktzahl

Possessivpronomen

Possessivpronomen (*possessive pronouns*) ersetzen **Possessivbegleiter** (*possessive determiners*) + **Nomen** (*noun*).
 Dadurch werden Sätze kürzer und man kann Wiederholungen vermeiden,
 z. B.: *Where is my book? Oh, you are reading mine (= my book).*
Where is yours (= your book)?

<i>my + noun</i>	<i>mine</i>	<i>our + noun</i>	<i>ours</i>
<i>your + noun</i>	<i>yours</i>	<i>your + noun</i>	<i>yours</i>
<i>his + noun</i>	<i>his</i>	<i>their + noun</i>	<i>theirs</i>
<i>her + noun</i>	<i>hers</i>		
<i>its + noun</i>	<i>its</i>		

- 1 Louise, Liz, Lorraine, Linda, Lorretta and Lucia are sisters. Louise and Liz are twins. The six sisters try to find their presents under the Christmas tree. Help them and complete the conversation on page 9.



1. Lucia: "Wow, I think the present with the white bow is mine."
2. Louise: "Hey Liz! I don't think it's _____. Do you think the white present is for Lucia?"
3. Liz: "No, it's not _____. Listen Lucia, the white present is not _____. _____ is the black one! The white present is for Linda, it's _____!"
4. Lucia: "OK, OK the twins know it all ... Which one is for them?
Which present is _____?"
5. Lorraine: "The pink one is _____. It has got their name on it."
6. Louise & Liz: "No, the red present is _____!"
7. Lorraine: "Calm down! They are both _____, the red one and the pink one."
8. Lorretta: "Hm, let me see. There must be a computer screen somewhere.
Here, the green present is _____."
9. Lucia: "Lorraine, which one is _____?"
10. Lorraine: "The green present is _____. I know what it is: it's a chair."
11. Louise: "Oh, here is an African drum! Whose drum is that?
Is it _____, Lucia? It is wonderful!"
12. Lucia: "Yes, the drum is _____. I love it! What did you get?"
13. Liz & Louise: "The bike is _____ and the saddle is _____, too."

16



16–13
Punkte



12–8
Punkte



7–0
Punkte



Gesamt-
punktzahl

Reflexivpronomen

Reflexivpronomen beziehen sich auf das **Subjekt des Satzes**, z. B.:

Ben hurt **himself**.

The machine switches **itself** off automatically.


“Do **you** pay for **yourselves**?” – “Yes, **we** pay for **ourselves**.”

“You see: **They** pay for **themselves**!”

<i>myself</i>	mir/mich
<i>yourself</i>	dir/dich
<i>himself</i>	sich
<i>herself</i>	sich
<i>itself</i>	sich

<i>ourselves</i>	uns
<i>yourselves</i>	euch
<i>themselves</i>	sich

Achtung: **each other** heißt „sich (gegenseitig)“ und nicht „sich (selbst)“:
Tina is smiling at herself. *Sue and Jim are smiling at each other.*



1 Look at the conversation and write the correct reflexive pronoun in the blanks.

Josh: “Look, here’s an interesting book. Now I’ll be able to teach

_____ German!” Hannah: “Are you joking? You want to teach

_____ German?” Jamie: “Hey Sarah! Josh wants to teach

_____ German!” Sarah: “Well, that’s great. I think we should do

that, too. Jamie, can we all teach _____ German?”

Josh: “I can think for _____, so you two will be able to think

for _____, too. I bought this book for _____
 and you surely can buy it for _____, too. So I think we all
 should be able to teach _____ German, shouldn't we?"
 Jamie: "You speak for _____, Josh. I don't know if I can really
 teach _____ German or anything else." Josh: "Don't worry!
 The book is very easy: It explains *itself*. We will be there to help you, too."

11



★ 2 Write sentences with reflexive pronouns or "each other".

1. Alan / to cut / with his knife / yesterday

Alan cut himself with his knife yesterday.

2. Cats / to clean / every day

3. Ben and Josh / to talk / yesterday

4. Usually / I / to repair / my bike

5. Jamie and Sarah / to help / with their homework / every day

6. Hannah / to look at / in the mirror / every morning

5



Gesamtpunktzahl



Kurz üben und schnell kapieren – so gehts:

- » Nur täglich 15 bis 20 Minuten üben
- » Überschaubare Trainingseinheiten
- » Alle wichtigen Themen: Wortarten, Zeitformen des Verbs, Bildung von Sätzen

Extras:

- » Lernstandskontrolle auf jeder Doppelseite
- » Übersichtlicher Lernplan
- » Herausnehmbarer Lösungsteil

